

75R SERIES

COMPRESSOR MOUNT KIT & CLUTCH APPLICATION

Mount kits contain all components and hardware required to mount compressor to engine.
Drive belt supplied with all kits except 75R9000 & 75R9895.

| Manufacturer | Year | Engine | Clutch | R-134a Compressor | R-134a Charge Fitting | Compressor Mount Kit Number | Belt No.† |
|----------------------------------|---------|---|---------|----------------------|-----------------------------|-----------------------------------|-----------|
| MULTI-USE | | | | | | | |
| | | Cat 3406B 6 Cyl 893 cu. in. 14.6 Liter | | 75R8382 75R8384 | | 75R9780 | G9550 |
| | | Cummins 10 Liter 611 cu. in. 240 300 HP | | 75R8382 75R8384 | | 75R9790 | |
| | | Cummins "N" Series 14 Liter (855 cu. in.) 300 thru 444 H.P. with second groove from engine open (accessary drive) | | 75R8382 75R8384 | | 75R9890 | G9550 |
| | | Cat 3176 | | 75R8382 | | 75R9545 | |
| | 1990-95 | Cummins L-10 | | 75R8382 75R8384 | | 75R9625 | G9530 |
| | 1994- | Cummins M11 | | 75R8382 75R8384 | | 75R9625 | G9530 |
| | | Cummins 4BT & 6BT without idler pulley | | 75R8382 75R8384 | | 75R9895 | |
| | 1992-95 | Cummins 6BT - 5.9 Ltr. without air injection pump | | 75R8382 75R8384 | | 75R9795 | |
| | 1991-95 | Cummins 6C/6CT/6CTA 8.3L | | 75R8382 75R8384 | | 75R9785 | |
| AUTOCAR | | | | | | | |
| Series A, DC, KK Conventional | 1966-89 | Cummins "N" Series Full Flow Cooling Accessories Drive Pulley 208831 or 190448. Except 20° tilt or P/S on Accessory Drive | | 75R7280 | 75R5681** 75R5688** | 75R9220 | |
| | 1966-89 | Cummins "N" | | 75R8382 | | 75R9670 | |
| | 1966-88 | Cummins "N" Series | | 75R7280 | 75R5681** 75R5688** | 75R9220 | |
| | 1970-89 | Detroit Diesel 6V or 8V-92 | 75R1202 | 75R7280 | 75R5681** 75R5688** | 75R9060 | G9375 |
| BUCYRUS | | | | | | | |
| Erie 88B Excavator | | Cummins KT1150 | | 75R8372 75R8374 | | 75R9835 | |
| BOMAG | | | | | | | |
| BW 851 Compactor | | Cummins 1150 | | 75R8372 75R8374 | | 75R9835 | |
| K351 Compactor | | Cummins 855 | | 75R8422 75R8424 | | 75R9870 | |



IMPORTANT - READ THIS ENGINE MOUNT AND DRIVE ADAPTABILITY

IMPORTANT Minor modifications are occasionally necessary and are considered part of an installation. These kits are designed to fit vehicles with standard equipment. Each model adapter kit is thoroughly checked by installation of the bracket on a standard vehicle. The addition of special or optional equipment may interfere with normal installation. Compressor mounts are an accessory, and are of no concern to the engine manufacturer. Casting dimensions and bosses utilized in the bracket mounting vary as they are of no value to the engine manufacturer. Extra tolerances have been built into the bracket to compensate for these differences. It is important that proper pulley alignment

be assured before final tensioning of the mounting bolts. If sufficient tolerance has not been allowed for that particular engine, further modification, such as elongating a hole or reshaping a strap, may be necessary to achieve proper alignment and fit. Some installations may require a slight modification or rearrangement of radiator mounting, gas or water lines for proper clearance. Trucks are quite often custom built, and you may find differences in the supplier of power steering and other accessory equipment. It may be necessary to purchase a special accessory pulley, which is not furnished in the kit, from the truck distributor.

** For R12 installations use 75R5611 and 75R5618 Service Valves

† G = Gates D = Dayco GY = Goodyear

COMPRESSOR MOUNT KIT & CLUTCH APPLICATION

| Manufacturer | Year | Engine | Clutch | R-134a Compressor | R-134a Charge Fitting | Compressor Mount Kit Number | Belt No.† |
|---|------|--|--------|----------------------|-----------------------------|-----------------------------------|--------------------|
| CASE | | | | | | | |
| 580L, 480E, 480F Backhoe | | Cummins 4-390 | | 75R8422 75R8424 | | 75R9840 | |
| 680L, 780D Backhoe | | Cummins 6-590 | | 75R8422 75R8424 | | 75R9840 | |
| 580 Super E Backhoe | | Cummins 4-390 | | 75R8422 75R8424 | | 75R9840 | |
| 680K Backhoe | | Cummins 4-390 | | 75R8422 75R8424 | | 75R9840 | |
| 550G Crawler | | Cummins 4-390 | | 75R8422 75R8424 | | 75R9840 | |
| 450C, 455 Crawler | | Cummins 4-390 | | 75R8422 75R8424 | | 75R9840 | |
| 860 Trencher | | Cummins 4-390 | | 75R8422 75R8424 | | 75R9840 | |
| W11B Wheel Loader | | Cummins 4-390 | | 75R8422 75R8424 | | 75R9840 | |
| CATERPILLAR | | | | | | | |
| 216, 226, 228, 236, 246, 248 | | 3034, 3034T | | 75R8332 | | 75R9960 | D17250, D17475 |
| 325, 322, 920, 950E & 966C | | 3116, 3304, 3306, 3322, 3325 Excavator | | 75R8384 | | 75R9970 | G7380 |
| 824C, 825C, 326C, 245, 245B & 980C | | 3406 | | 75R8384 | | 75R9535 | G9600, G9690 |
| 768C, 769C, 772B & 773B | | 3408, 3412 | | 75R8384 | | 75R9615 | G9480 |
| 950F | | 31,143,116 | | 75R8384 | | 75R9635 | G9710 |
| 215, 225, 229 Excavator | | 3304 | | 75R8422 75R8424 | | 75R9973 | D17501 |
| 225, EL 240 Excavator | | 3304 | | 75R8422 75R8424 | | 75R9815 | |
| 515, 518, 528, 530B Skid Steer | | 3304 & 3306 | | 75R8422 75R8424 | | 75R9815 | |
| 615 Scraper | | 3306 | | 75R8422 75R8424 | | 75R9815 | |
| 627B, 627E, with Low Crank Driven Alternator | | 3306 | | 75R8422 75R8424 | | 75R9815 | |
| 631D, 631E Scraper | | 3408 | | 75R8422 75R8424 | | 75R9565 | |
| 633C Scraper | | D343 | | 75R8422 75R8424 | | 75R9810 | |
| 633E, 651E Scraper | | 3408 & 3412 | | 75R8422 75R8424 | | 75R9565 | |
| 637A, 637D Scraper | | 3408 | | 75R8422 | | 75R9565 | |
| 769C Haul Truck | | 3408 | | 75R8422 75R8424 | | 75R9565 | |
| 814, 815, 816 Compactor | | 3306 | | 75R8422 75R8424 | | 75R9973 | D17500, GY17501 |

** For R12 installations use 75R5611 and 75R5618 Service Valves

† G = Gates D = Dayco GY = Goodyear



75R SERIES

COMPRESSOR MOUNT KIT & CLUTCH APPLICATION

| Manufacturer | Year | Engine | Clutch | R-134a Compressor | R-134a Charge Fitting | Compressor Mount Kit Number | Belt No.† |
|---|---------|----------------------------|---------|----------------------|-----------------------------|-----------------------------------|--------------------|
| CATERPILLAR | | | | | | | |
| 814B, 815B, 816B Compactor | | 3306 | | 75R8422 75R8424 | | 75R9973 | D17500, GY17501 |
| 824C, 825C Compactor | | 3406 | | 75R8422 75R8424 | | 75R9565 | |
| 920, 930, 950, 966C Wheel Loader | | 3304 & 3306 | | 75R8422 75R8424 | | 75R9973 | D17500, GY17501 |
| 920, 930, 980B Wheel Loader | | 3304 & 3306 | | 75R8422 75R8424 | | 75R9973 | D17500, GY17501 |
| 951C Crawler Loader | | 3304 | | 75R8422 75R8424 | | 75R9973 | D17500, GY17501 |
| 955, 977L Crawler Loader | | 3304 & 3306 | | 75R8422 | | 75R9973 | D17500 |
| 988B, 988C, 992C Wheel Loader | | 3408 & 3412 | | 75R8422 75R8424 | | 75R9565 | |
| D22B, D25C, D250B, D35C, D300B, D330B, D350B, D350C | | 3306 | | 75R8422 75R8424 | | 75R9820 | |
| D4E, D6D, Crawler | | 3304 & 3306 | | 75R8422 75R8424 | | 75R9973 | D17500 |
| D5C Series III Crawler | | 3046 | | 75R8422 75R8424 | | 75R9865 | |
| D6C, D5B Crawler | | 3306 | | 75R8422 75R8424 | | 75R9973 | D17500 |
| D6D Crawler with Scroll injector | | 3306 | | 75R8422 75R8424 | | 75R9815 | |
| D6H Crawler | | 3306 | | 75R8422 75R8424 | | 75R9815 | |
| CHAMPION | | | | | | | |
| 740 Motor Grader | | Cummins 855 | | | | 75R9870 | |
| DIAMOND REO | | | | | | | |
| Conventional or C.O.E. Cab | 1975-89 | Detroit Diesel 6V or 8V-92 | 75R1202 | 75R7280 | 75R5681** 75R5688** | 75R9060 | |
| DRESSER | | | | | | | |
| TD 20G, TD 25G, TD 40 | | Cummins 1150 | | 75R8372 75R8374 | | 75R9835 | |
| 568, 560B Wheel Loader | | Cummins 1150 | | 75R8372 75R8374 | | 75R9835 | |
| 558 Wheel Loader | | Cummins 855 | | 75R8422 75R8424 | | 75R9870 | |
| EUCLID | | | | | | | |
| R-25, R-35 Haul Truck | | Cummins 855 | | 75R8422 75R8424 | | 75R9870 | |
| FMC | | | | | | | |
| LS 7400 Excavator | | Cummins 1150 | | 75R8372 75R8374 | | 75R9835 | |



** For R12 installations use 75R5611 and 75R5618 Service Valves

† G = Gates D = Dayco GY = Goodyear

COMPRESSOR MOUNT KIT & CLUTCH APPLICATION

| Manufacturer | Year | Engine | Clutch | R-134a Compressor | R-134a Charge Fitting | Compressor Mount Kit Number | Belt No.† |
|--|---------|--|----------|-------------------------------|-----------------------------|-----------------------------------|-----------------|
| FORD | | | | | | | |
| L Models CL-9500 | 1997 - | Cummins M-11 | | 75R8382 | | 75R9550 | |
| L Models CL-9500 | 1997 - | CAT C-10 | | 75R8382 | | 75R9560 | |
| L Models CL-9000 | 1972-89 | Cummins "N" Series Full Flow Cooling Accessories Drive Pulley 210947 or 210948. Except 20 tilt | | 75R7280 | 75R5681** 75R5688** | 75R9220 | |
| | 1966-89 | Cummins "N" | | 75R8382 | | 75R9670 | |
| L Models | 1970-92 | Cat 3208 V636 with Bracket Mounted Fan | | 75R8382 | | 75R9900 | G9360 |
| CL-9000 | 1967-89 | Detroit Diesel 6V or 8V-71 | 75R1202 | 75R7280 | 75R5681** 75R5688** | 75R9060 | G9375 |
| GALION | | | | | | | |
| 118C Motor Grader | | Cummins 855 | | 75R8422 75R8424 | | 75R9870 | |
| GMC/CHEVROLET | | See WHITEGMC for information on Astro, Brigadier and General. | | | | | |
| H, J, & M Series | 1971-89 | Detroit Diesel 6V or 8V-71 | 75R1202 | 75R7280 | 75R5681** 75R5688** | 75R9060 | G9375 |
| GMC COE H, J, & M Series | 1969-93 | Cummins "N" Series | | 75R7280 | 75R5681** 75R5688** | 75R9220 | |
| GMC/CHEVROLET | | See WHITEGMC for information on Astro, Brigadier and General. | | | | | |
| Titan Series COE H, J, & M Series | 1969-93 | Cummins "N" Series | | 75R7280 | 75R5681** 75R5688** | 75R9220 | |
| HITACHI | | | | | | | |
| UH801 Excavator | | Cummins 1150 | | 75R8372 75R8374 | | 75R9835 | |
| INTERNATIONAL / NAVISTAR | | | | | | | |
| S Series | 1983-89 | V/8 International 6.9 Liter, 421 cu. in. | | 75R8382 | | 75R9530 | G9750 |
| "F", "S" Series (All) | 1979-87 | 6 Cylinder IHC DT-466 | 75R1202, | 75R7280 | 75R5681** 75R5688** | 75R9100 | G9550 |
| 2200-2500. 2600 | 1979-90 | | | 75R8382 | | 75R9980 | G9420 |
| | 1994-00 | DT-408/DT-466 | | 75R8382 | | 75R9985 | |
| S Series 2200-2500 F Series 2200-2500 & 2600 | 1983-94 | Cummins 6 Cylinder L-10 | | 75R8382 | | 75R9540 | G9560 |
| Fleetstar "A" & Paystar Series Conventional | 1972-89 | Cummins "N" Series Full Flow Cooling Accessories except 20° tilt | | 75R7280 | 75R5681** 75R5688** | 75R9220 | |
| 4070A Transtar | 1969-89 | Cummins "N" Series | | 75R7280 | 75R5681** 75R5688** | 75R9220 | |
| JOHN DEERE | | | | | | | |
| 444H | | 4045T | | 75R8354 | | 75R9400 | G9505 |
| 490E | | 4045T | | 75R8354 | | 75R9715 | |
| 544H | | | | | | 75R9405 | |
| 544/624 | | 6059T, 6-414, 4039D, 4239D, 4045D, 4045T | | 75R8384 75R8374 75R8374 | | 75R9585, 75R9645 | G9520, G9390 |
| 624H | | | | | | 75R9410 | |
| 690E/790E | | 6068T | | 75R8384 | | 75R9710 | G9476 |
| 744E/992E,D | | 6101A/6101AT | | 75R8384 | | 75R9805 | G9440 |

** For R12 installations use 75R5611 and 75R5618 Service Valves

† G = Gates D = Dayco GY = Goodyear



75R SERIES

COMPRESSOR MOUNT KIT & CLUTCH APPLICATION

| Manufacturer | Year | Engine | Clutch | R-134a Compressor | R-134a Charge Fitting | Compressor Mount Kit Number | Belt No.† |
|------------------------------|------------|--|---------|--------------------|------------------------|-----------------------------|-----------|
| KENWORTH | | | | | | | |
| CONV & COE | 1966-89 | Cummins Series, High Fan. Full Flow Cooling except 20° tilt | | 75R7280 | 75R5681** 75R5688** | 75R9220 | |
| | 1966-89 | Cummins "N" | | 75R8382 | | 75R9670 | |
| CONV & COE | 1966-89 | Detroit Diesel 6V or 8V-71, 6V or 8V-92 | 75R1202 | 75R7280 | 75R5681** 75R5688** | 75R9060 | G9375 |
| SK400 | M.D. 1995- | Cummins M11 | | 75R8384 | | 75R9630 | G9412 |
| KOMATSU | | | | | | | |
| WA500 Wheel Loader | | SA6D140 | | 75R8384 | | 75R9595 | G9335 |
| WS 235-1 Scraper | | Cummins 1150 | | 75R8372 75R8374 | | 75R9835 | |
| PC 400LC5 Excavator | | S6D125-1 | | 75R8422 75R8424 | | 75R9845 | |
| WA470, WA450-1L Wheel Loader | | S6D125 | | 75R8422 75R8424 | | 75R9845 | |
| WA450-3 Wheel Loader | | SA6D125E-2 | | 75R8422 75R8424 | | 75R9845 | |
| PC180 Excavator | | S6D95L | | 75R8422 75R8424 | | 75R9850 | |
| WA120, WA150 Wheel Loader | | S6D95L-1 | | 75R8422 75R8424 | | 75R9850 | |
| WA180 Wheel Loader | | S6D95L | | 75R8422 75R8424 | | 75R9850 | |
| D41P-6 Crawler | | S6D102E-1 | | 75R8422 75R8424 | | 75R9860 | |
| PC150-6 Excavator | | SA4D102E | | 75R8422 75R8424 | | 75R9860 | |
| WA250-3 Wheel Loader | | S6D102E-1 | | 75R8422 75R8424 | | 75R9860 | |
| WA500 Wheel Loader | | Cummins 855 | | 75R8422 75R8424 | | 75R9870 | |
| PC400LC5 Excavator | | Cummins L-10 | | 75R8422 75R8424 | | 75R9875 | |
| WA 450-3 Wheel Loader | | Cummins LTA-10 | | 75R8422 75R8424 | | 75R9875 | |
| LIEBHERR | | | | | | | |
| 962, 972, 974, 982 Excavator | | Cummins 855 | | 75R8422 75R8424 | | 75R9870 | |
| MACK | | | | | | | |
| R Models | 1972-87 | 6 Cylinder Mack 675, 676 & 685 END-T, with or without Turbocharger | | 75R8382 | | 75R9500 | G9400 |
| R, "U" & "DM" Models | 1972-89 | 6 Cylinder Mack 675, 676 & 685 END-T, with or without Turbocharger, 2 or 4 Valve Head with United Technology or Bosch 6000 Fuel Injector System & Cast Aluminum Timing Cover | | 75R8382 | | 75R9500 | G9400 |
| R "U" & "CM" Models | 1987-89 | 6 Cylinder Mack 675, 676 & 685 END-T, with or without Turbocharger 2 or 4 Valve Head with United Technology or Bosch 6000 Fuel Injection System & Cast Aluminum Timing Cover | | 75R8382 | | 75R9730 | G9400 |

** For R12 installations use 75R5611 and 75R5618 Service Valves

† G = Gates D = Dayco GY = Goodyear



COMPRESSOR MOUNT KIT & CLUTCH APPLICATION

| Manufacturer | Year | Engine | Clutch | R-134a Compressor | R-134a Charge Fitting | Compressor Mount Kit Number | Belt No.† |
|----------------------------------|---------|---|---------|----------------------|-----------------------------|-----------------------------------|-------------------------------------|
| MACK | | | | | | | |
| R "U" & "DM" Models | 1966-89 | Cummins "N" Series except NTC-290 & 350 Accessories Drive Pulley 209669 or 190496 except 20° tilt | 75R2702 | 75R7280 | 75R5681** 75R5688** | 75R9220 | |
| | 1966-89 | Cummins "N" | | 75R8382 | | 75R9670 | |
| F Model COE | 1965-89 | Cummins NTC-290 & 350 except 20° tilt | | 75R7280 | 75R5681** 75R5688** | 75R9220 | |
| F Model COE | 1966-89 | Cylinder 335 Turbocharged except NTC-290 & 350. Except 20° tilt | | 75R7280 | 75R5681** 75R5688** | 75R9220 | |
| | | E6 Serial #T396BR192 and E7 All | | 75R8382 | | 75R9515 | G9495 |
| MS 200, 250, 300 | 1983- | Non California Engine (60212) | | 75R8382 | | 75R9920 | G7530, G7470, G9470, G9490 |
| MANITOWOC | | | | | | | |
| 888 Crane Mobile Truck Crane | | Cummins L-10 | | 75R8422 75R8424 | | 75R9830 | |
| 3900 Crane Mobile Truck Crane | | Cummins L-10 | | 75R8422 75R8424 | | 75R9830 | |
| M-250, 3900, 4100 Crane | | Cummins N14 | | 75R8422 75R8424 | | 75R9870 | |
| MARMON | | | | | | | |
| HDT COE & | 1967-89 | Cummins "N" Series | | 75R7280 | 75R5681** | 75R9000 | |
| HDT & "CHDT" | 1977-89 | Detroit Diesel 8V-92 | 75R1202 | 75R7280 | 75R5681** 75R5688** | 75R9060 | G9375 |
| PETERBILT | | | | | | | |
| Conventional & COE Series | 1973-89 | Cummins "N" Series Accessory Drive Pulley 208831 except 20° tilt. | | 75R7280 | 75R5681** 75R5688** | 75R9220 | |
| Conventional & COE Cab | 1963-89 | Detroit Diesel 6V or 8V-71 | 75R1202 | 75R7280 | 75R5681** 75R5688** | 75R9060 | G9375 |
| TEREX | | | | | | | |
| 3308 Haul Truck | | Cummins KTTA19C | | 75R8372 75R8374 | | 75R9835 | |
| S24C Scraper | | Cummins 1150 | | 75R8372 75R8374 | | 75R9835 | |
| WESTERN STAR | | | | | | | |
| Conventional | 1967-89 | Cummins "N" Series Full Flow Cooling except 20° tilt | | 75R7280 | 75R5681** 75R5688** | 75R9220 | |
| | 1966-89 | Cummins "N" | | 75R8382 | | 75R9670 | |
| WHITE GMC | | | | | | | |
| Road Commander COE | 1966-89 | Cummins "N" Series. Full Flow Cooling, NH-250 & NTC-335. Accessory Drive Pulley 211005 or 190546 except 20° tilt | 75R2702 | 75R7280 | 75R5681** 75R5688** | 75R9220 | |
| | 1966-89 | Cummins "N" | | 75R8382 | | 75R9670 | |
| 4000 & 9000 Road Boss | 1967-89 | Cummins "N" Series Full Flow Cooling except 20° tilt | | 75R7280 | 75R5681** 75R5688** | 75R9220 | |
| | 1966-89 | Cummins "N" | | 75R8382 | | 75R9670 | |
| 6000 Series Expedito COE | 1972-89 | Cummins "N" Series Full Flow Cooling except 20° tilt | | 75R7280 | 75R5681** 75R5688** | 75R9220 | |
| | 1966-89 | Cummins "N" | | 75R8382 | | 75R9670 | |

** For R12 installations use 75R5611 and 75R5618 Service Valves

† G = Gates D = Dayco GY = Goodyear



75R SERIES

COMPRESSOR MOUNT KIT & CLUTCH APPLICATION

| Manufacturer | Year | Engine | Clutch | R-134a Compressor | R-134a Charge Fitting | Compressor Mount Kit Number | Belt No.† |
|--|---------|--|---------|-------------------|------------------------|-----------------------------|-----------|
| WHITE GMC | | | | | | | |
| Bruin or Brigadier | 1979-89 | Detroit Dsl. 6V/8V-71 with Hydraulic Clutch Fan Only | 75R1202 | 75R7280 | 75R5681** 75R5688** | 75R9060 | |
| H, J, & M Series Titan Series & Astro Series | 1969-89 | Cummins "N" Series with Standard or Full Flow Cooling. Except 20° tilt | | 75R7280 | 75R5681** 75R5688** | 75R9220 | |
| | 1966-89 | Cummins "N" | | 75R8382 | | 75R9670 | |
| Titan & Bison Brigadier, Bruin | 1977-89 | Detroit Diesel 6V or 8V without Hydraulic Fan | 75R1202 | 75R7280 | 75R5681** 75R5688** | 75R9060 | |



** For R12 installations use 75R5611 and 75R5618 Service Valves

† G = Gates D = Dayco GY = Goodyear

COMPRESSOR SERVICE PARTS

75R5200 RD-5-8334-0M

CCI And Tecumseh Keyway — 10 Per Package



75R5201 RD-5-9979-0M

Sanden Shaft Key 508/510/709 — 10 Per Package



75R5520 RD-5-3698-0M

Teflon Rotolock Compressor Gasket Seal
10 Per Package
IHC/Navistar
ZGG19499



75R5525 RD-5-9806-0M

O-Ring Seal fits Sanden FLX7 fitting adapters
GM A6 DAG, HR6, R4, R5 compressor
Suction/Discharge Port O-Ring
10 Per Package



75R5540 RD-5-5401-0M

Plastic Schrader Port Cap — 10 Per Package
3/16" charging port



75R5555 RD-5-11325-0M

E-Z Clip Low Side Cap
20 Per Package



75R5556 RD-5-11223-0M

E-Z Clip High Side Cap
20 Per Package



75R5560 RD-5-7523-0M

13mm Low Side Service—Black — 25 Per Package
valve cap with neoprene seal;
OE & aftermarket type R-134a ports



75R5565 RD-5-8293-0M

13mm Low Side High Flow Valve Cap with neoprene
seal—Blue, R-134a port — 10 Per Package



75R5570 RD-5-7524-0M

16mm High Side Service Flow Valve Cap with
neoprene seal — Black — 10 Per Package



75R5575 RD-5-8292-0M

16mm High Side High Flow Valve Cap with
neoprene seal — Red — R-134a Eaton OEM SSV
10 Per Package



75R5700 RD-5-4997-0M

Adapter converts Rotolock To Tube O-Ring
2 Per Package



75R5705 RD-5-9812-0P

Converts Tube O-Ring To Rotolock adapter



79R4597 RD-5-11568-0P

Sanden Oil Dip Stick



SCHRADER ADAPTER FITTINGS

70R5100 RD-5-6098-0M

3/8-24 UNF-2A Male Thread with Bulkhead Type Seal
Using a 2-012 O-Ring for Installation in Receiver
Drier Pressure Ports
10 per package



70R5110 RD-5-6691-0M

Refrigeration Valve Core for Schrader Valves
10 per package



70R5115 RD-5-9084-0M

Valve Core for 134A Fittings — High Flow
10 per package



70R5120 RD-5-9809-0M

Eaton 13mm SSV High Flow-High Side
10 per package



70R5125 RD-5-9810-0M

Eaton 16mm SSV High Flow-Low Side
10 per package



70R8945 RD-5-12674-0P

High Flow Schrader Valve Core Remover/Installer
Tool



SERVICE PORTS AND ADAPTERS

IN-LINE SERVICE PORT

- 75R5806** RD-5-7306-OP #6
- 75R5808** RD-5-7539-OP #8
- 75R5801** RD-5-7310-OP #10



STEEL HIGHSIDE CHARGE ADAPTER

All include valve core, neoprene O-ring and threadlock

- 75R5825** RD-5-9816-OP 13mm
1/4" (7/16 - 20) Threads
Blue Cap - Low Side
- 75R5824** RD-5-9815-OP 16mm
1/4" (7/16 - 20) Threads
Red Cap - High Side



CHARGE ADAPTER KIT WITH SCHRADER INSERT

- 75R5815** RD-5-7964-OP



CHARGE FITTINGS

- 75R5813** RD-5-7277-OM Lowside 134a Fitting
- 75R5814** RD-5-7278-OM Highside 134a Fitting
(for use on hard lines)
- 75R5833** RD-5-9218-OM Lowside 134a Fitting
- 75R5834** RD-5-9219-OM Highside 134a Fitting
(for use on hard lines)



HD RETROFIT ADAPTER KIT

79R8940

RD-5-9986-OP



90° CHARGE ADAPTERS

All include valve core, neoprene O-ring and threadlock

- 75R5819** RD-5-8850-OP Lowside 90°
134A Charge Adapter with
1/4" (7/16-20) Thread
13mm, Blue Cap
- 75R5820** RD-5-8851-OP Highside 90°
134A Charge Adapter with
1/4" (7/16-20) Thread
Red Cap



90° GM SERVICE FITTING WITH PORT

- 75R5858** RD-5-7438-OP #8
- 75R5852** RD-5-7488-OP #12



90° COMPRESSOR PORT REVERSED

- 75R5832** RD-5-7489-OP #12



ST GM SERVICE FITTING WITH PORT

- 75R5842** RD-5-7487-OP #12



COMPRESSOR O-RING FITTING

USED ON SANDEN ONLY WITH "C" OR "M" HEAD

- 75R5878S** RD-5-8402-OP

#8 Straight Female Tube-O with 134a Port Fits Sanden "M" Heads



- 75R5718** RD-5-5396-OP

#8 O-Ring to 1" x 14 O-Ring with Schrader port



LS = Limited to stock on hand

COMPRESSOR SERVICE FITTINGS

| Hose End Fitting Type | Hose End Fitting | Size | Valve Type | Port Description / Location | Red Dot Part No. | Red Dot Factory No. |
|----------------------------------|------------------|---------|-----------------|-----------------------------|------------------|---------------------|
| ROTOLOCK HEAD | | | | | | |
| Port Charge Type - R-134a | | | | | | |
| O-Ring | 8 | 3/4" | Backseat | 16mm (Hi Side) | 75R5698 | RD-5-9813-0P |
| O-Ring | 8 | 3/4" | Service Fitting | - | 75R5668 | RD-5-7318-0P |
| O-Ring | 8 | 3/4" | Service Fitting | 16mm (Hi Side) | 75R5688 | RD-5-7966-0P |
| Beadlock | 8 | 3/4" | Service Fitting | 16mm (Hi Side), Top | 75R5728 | RD-5-9952-0P |
| O-Ring | 10 | 7/8" | Backseat | 13mm (Lo Side) | 75R5691 | RD-5-9814-0P |
| O-Ring | 10 | 7/8" | Service Fitting | - | 75R5661 | RD-5-7320-0P |
| O-Ring | 10 | 7/8" | Service Fitting | 13mm (Lo Side) | 75R5681 | RD-5-7967-0P |
| Beadlock | 10 | 7/8" | Service Fitting | 13mm (Lo Side), Top | 75R5721 | RD-5-9953-0P |
| Beadlock | 12 | 1 1/16" | Service Fitting | 13mm (Lo Side) | 75R5722 | RD-5-9955-0P |

TUBE O-RING

| | | | | | | |
|----------------------------------|----|---------|-----------------|-----------------------|---------|--------------|
| Port Charge Type - R-134a | | | | | | |
| O-Ring | 8 | 3/4" | Backseat | 16mm (Hi Side) | 75R5738 | RD-5-9910-0P |
| O-Ring | 8 | 3/4" | Service Fitting | 16mm (Hi Side) | 75R5648 | RD-5-7613-0P |
| Beadlock | 8 | 3/4" | Service Fitting | 16mm (Hi Side) | 75R5678 | RD-5-7430-0P |
| O-Ring | 8 | 3/4" | Service Fitting | 16mm (Hi Side) | 75R5808 | RD-5-7539-0P |
| O-Ring | 8 | 3/4" | Service Fitting | 16mm (Hi Side) | 75R5768 | RD-5-7688-0P |
| O-Ring | 10 | 7/8" | Backseat | 13mm (Lo Side) | 75R5731 | RD-5-9956-0P |
| O-Ring | 10 | 7/8" | Service Fitting | 13mm (Lo Side) | 75R5641 | RD-5-7614-0P |
| Beadlock | 10 | 7/8" | Service Fitting | 13mm (Lo Side) | 75R5671 | RD-5-7456-0P |
| O-Ring | 10 | 7/8" | Service Fitting | 13mm (Lo Side) | 75R5761 | RD-5-7690-0P |
| O-Ring | 10 | 7/8" | Service Fitting | 13mm (Lo Side) | 75R5801 | RD-5-7310-0P |
| Beadlock | 12 | 1 1/16" | Service Fitting | 13mm (Lo Side) | 75R5672 | RD-5-7480-0P |
| Port Charge Type - R-12 | | | | | | |
| O-Ring | 8 | 3/4" | Backseat | 1/4" (1/16" -20), Top | 75R5658 | RD-5-5197-0P |
| O-Ring | 8 | 3/4" | Service Fitting | 1/4" (1/16" -20) | 75R5718 | RD-5-5396-0P |
| O-Ring | 10 | 7/8" | Backseat | 1/4" (1/16" -20) | 75R5651 | RD-5-5198-0P |


75R5641 RD-5-7614-0P
 #10 Tube-O Compressor Fitting
 O-Ring Type Fitting
 R-134a



75R5648 RD-5-7613-0P
 #8 Tube-O Compressor Fitting **LS**
 O-Ring Type Fitting
 R-134a




75R5651 RD-5-5198-0P
 #10 Tube-O Compressor Fitting **LS**
 O-Ring Type Fitting
 Backseat Valve Type
 R-12




75R5658 RD-5-5197-0P
 Tube-O Compressor Fitting **LS**
 #8 O-Ring Type Fitting
 Backseat Valve Type
 R-12




75R5661 RD-5-7320-0P
 Rotolock Compressor Fitting
 #10 O-Ring Type Fitting
 R-134a




75R5668 RD-5-7318-0P
 Rotolock Compressor Fitting
 #8 O-Ring Type Fitting
 R-134a




75R5671 RD-5-7456-0P
 Tube-O Compressor Fitting
 #10 O-Ring Type Fitting
 R-134a



75R5672 RD-5-7480-0P
 Tube-O Compressor Fitting
 #12 Hose Fitting
 Service Fitting Valve



75R5678 RD-5-7430-0P
 Tube-O Compressor Fitting
 #8 Hose Fitting
 R-134a



LS = Limited to stock on hand



COMPRESSOR SERVICE FITTINGS

75R5681 * RD-5-7967-0P

Rotolock Compressor Fitting
#10 Hose Fitting
R-134a



75R5688 * RD-5-7966-0P

Rotolock Compressor Fitting
#8 O-Ring Type Fitting
R-134a



75R5691 RD-5-9814-0P

Rotolock Compressor Fitting
#10 O-Ring Type Fitting
Backseat Valve Type
13mm, 7/8"-14 thread
R-134a



75R5698 RD-5-9813-0P

Rotolock Compressor Fitting
#8 O-Ring Type Fitting
Backseat Valve Type
16mm, 3/4"-16 thread
R-134a



75R5718 * RD-5-5396-0P

#8 Tube-0 to 1" X 14 O-Ring
with Schrader Port
R-12




75R5721 RD-5-9953-0P

Rotolock Compressor Fitting
#10 Hose Fitting
R-134a



75R5722 RD-5-9955-0P

Rotolock Compressor Fitting
#12 Hose Fitting
R-134a



75R5728 RD-5-9952-0P

Rotolock Compressor Fitting
#8 Hose Fitting
R-134a



75R5731 RD-5-9956-0P

Tube-0 Compressor Fitting
#10 O-Ring Type Fitting
Backseat Valve Type
R-134a



75R5738 RD-5-9910-0P

Tube-0 Compressor Fitting
#8 O-Ring Type Fitting
Backseat Valve Type
R-134a



75R5761 RD-5-7690-0P

#10 Tube-0 Compressor Fitting
O-Ring Type Fitting
R-134a
Converts Tube-0 to
Male Insert O-Ring




75R5768 RD-5-7688-0P

#8 Tube-0 Compressor Fitting
O-Ring Type Fitting
R-134a
Converts Tube-0 to
Male Insert O-Ring




75R5801 RD-5-7310-0P

#10 Female (Long Pilot) O-Ring to
#10 Male Insert O-Ring Type Fitting
With R-134a
Service Port



75R5808 RD-5-7539-0P

#8 Female (Long Pilot) O-Ring to
#8 Male Insert O-Ring Type Fitting
With R-134a Service Port



LS = Limited to stock on hand

COMPRESSOR ACCESSORIES

SANDEN COMPRESSOR ADAPTER BRACKETS

75R6000 RD-5-5031-0P

Fixed compressor adapter bracket will mount Sanden compressor to most Tecumseh or York brackets.



75R6010 RD-5-5032-0P

Adjustable compressor adapter bracket to fit Sanden mount holes



75R6015 RD-9-1150-0P

Compressor bracket for Sanden Only



75R6016 RD-9-9457-0P

3/8-16 Compressor Adjuster



75R6017 RD-9-1068-0P

Adjusting Arm



75R6018 RD-9-9910-0P

Ram Horn



COMPRESSOR ADAPTER BRACKETS

Brackets useful in designing mounts for unique engine applications

75R6020 RD-9-1048-0P

CCI/Tecumseh



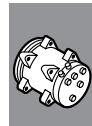
75R6030 RD-9-1049-0P

Sanden



75R6040 RD-5-6547-0P

Belt Tensioner Pulley Kit Diameter 3 3/8" Belt Size: 1/2"



75R6041 RD-5-6415-0P


Belt Idler Pulley Kit Diameter 3 3/8" Belt Size: 1/2"



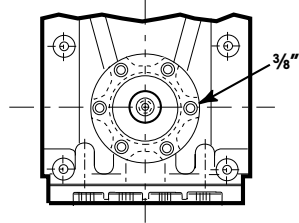
LS = Limited to stock on hand

**TECUMSEH/YORK/CCI
SHAFT SEAL KITS**

6 Bolt – 1/4" Heads



6 Bolt – 3/8" Heads



75R6500 RD-5-8339-0P

CCI And Tecumseh Shaft Seal Kit 6 Bolts-3/8" Head



75R6510 RD-5-8338-0P

CCI Shaft Seal Kit 6 Bolts-1/4" Head



**ZEXEL/SANDEN
SHAFT SEAL KITS**

75R6530 RD-5-8340-0P

Zexel (Diesel Kiki)



75R6540 RD-5-8335-0P

Sanden SD508-SD510



75R6545 RD-5-7704-0P

Sanden 7H15,
7H15HD



75R6550 RD-5-8336-0P

Sanden SD709

