

# FITTINGS — PAD MANIFOLD


## REPAIR OR REPLACE ANY OE HOSE WITH PAD CONNECTIONS! NO WELDING REQUIRED!

Now you can make up your own hose assemblies using our exclusive line of field repair fitting adapters for all makes of heavy duty trucks - Freightliner, Kenworth, Navistar, Peterbilt & Volvo.

See the examples below. Photos are of actual OE components on a late model Volvo VN truck. The same concept applies to all other makes of trucks. Allows the mechanic the option to make up hoses with ordinary beadlock or EZ-clip fittings, using choice of Goodyear/Parker/EX-clip hose in either standard or reduced diameter size.

### • Example 1

Compressor with  
OE Hose Assy



Compressor with Field Repair  
Hoses, using p/n's #4216S and  
#4217S adapters











### • Example 2

Condenser with  
OE Hose




















Condenser with Field Repair  
Hose, using p/n #4215S adapter

All required SEALING WASHERS and O'RINGS are supplied with fitting (unless noted). (Listed in ascending order by manufacturer)

FREIGHTLINER		SEALING WASHER CONNECTIONS: #6 = 5/16"OD #8 = 5/8"OD #10 = 9/16"OD				
<p>Fits into slot of: #4241S, #4244S #4246S, #4248S</p> <p>Bead 5/8" O.D.</p>  <p>Sealing Washer MIO 4240S ..... #6.....#6 Condenser/Drier (Liquid)</p>	<p>#6 Slot for #4240S</p>  <p>Sealing Washer MIO 4241S ..... #6.....#6 Drier (Liquid)</p>	<p>#10 Slot</p>  <p>Sealing Washer MIO 4242S ..... #6.....#6 Evaporator/TXV (Liquid)</p>	<p>#10 Slot for #4245S</p>  <p>Sealing Washer MIO 4243S ..... #8.....#8 Compressor (Discharge) fits GH head</p>	<p>#6 Slot for #4240S</p>  <p>Sealing Washer MIO 4244S ..... #8.....#8 Condenser (Discharge)</p>		
<p>Fits into slot of: #4243S</p> <p>Bead 1-1/8" O.D.</p>  <p>Sealing Washer MIO 4245S ..... #10.....#10 Compressor (Suction) for GH head</p>	<p>#6 Slot for #4240S</p>  <p>Sealing Washer MIO 4246S ..... #10.....#10 Evaporator TXV (Suction)</p>	<p>#6 Slot for #4240S</p>  <p>Sealing Washer MIO 4248S ..... #10.....#10 Pad Manifold Adapter Ftg. Fits onto exp. valve #1618</p>	 <p>MIO MIO 4249SK ..... #8.....#10 Add-on Manifold Kit (steel) fits Sanden GH head</p>	 <p>FIELD REPAIR FITTING Liquid/Suction J-Block Pad/Tube #6 x #10 MIO MIO 4208S ..... #6.....#10</p>		

# PAD MANIFOLD — FITTINGS

All required SEALING WASHERS and O'RINGS are supplied with fitting (unless noted). (Listed in ascending order by manufacturer)

GMC R4 / HR6 (CONVERTS GMC PAD to MALE INSERT O'RING TYPE) (COMPRESSORS ONLY)				
NOTE: Not supplied with Sealing Washers & O'rings.				
 <p>0.464" O.D.</p> <p>#8 MIO</p> <p><b>4312A</b> SEALING WASHER TYPE Discharge 0.464" O.D.</p>	 <p>0.625" O.D.</p> <p>#8 MIO</p> <p><b>4312B</b> SEALING WASHER TYPE Discharge 0.625" O.D.</p>	 <p>0.334" O.D.</p> <p>#10 MIO</p> <p><b>4313A</b> SEALING WASHER TYPE Suction 0.334" O.D.</p>	 <p>0.564" O.D.</p> <p>#10 MIO</p> <p><b>4313B</b> O'RING TYPE Suction 0.564" O.D.</p>	 <p>0.625" O.D.</p> <p>#10 MIO</p> <p><b>4313C</b> SEALING WASHER TYPE Suction 0.625" O.D.</p>
 <p><b>4315</b> MANIFOLD MOUNTING PLATE for above GMC compressor fittings.</p>		<p><b>GM COMPRESSOR ADAPTER FITTING DENSO - 10S17F, 10S20F</b></p>  <p><b>4307D</b> ..... #8 MIO PAD Ftg. - Discharge (aluminum) O'rings: #0131, #0013</p>  <p><b>4307S</b> ..... #10 MIO PAD Ftg. - Suction (aluminum) O'rings: #0141, #0015</p>		
INTERNATIONAL - NAVISTAR				
PAD TUBE CONNECTIONS: #8 = 9/16"OD #10 = 13/16"OD				
 <p><u>Pad/Tube</u>    <u>MIO</u> #8 ..... #8 ..... #6 Cond / Evap (Liquid)</p>	 <p><u>Pad/Tube</u>    <u>MIO</u> #8 ..... #8 ..... #8 Comp / Cond (Discharge)</p>	 <p><u>Pad/Tube</u>    <u>MIO</u> #10 ..... #10 ..... #10 Comp / Cond / Evap / Accumulator (Suction)</p>	 <p><u>Pad/Tube</u>    <u>MIO</u> #10 ..... #10 ..... #12 Comp / Cond / Evap / Accumulator (Suction)</p>	
PACCAR (O-RING SEAL ONLY) KENWORTH - PETERBILT				
PAD TUBE CONNECTIONS: #6 = 5/16"OD #8 = 7/16"OD #10 = 9/16"OD				
 <p><u>Pad/Tube</u>    <u>MIO</u> #6 ..... #6 ..... #6 Drier (Inlet)</p>	 <p><u>Pad/Tube</u>    <u>MIO</u> #6 ..... #6 ..... #6 Condenser (Liquid)</p>	 <p><u>Pad/Tube</u>    <u>MIO</u> #8 ..... #8 ..... #8 Condenser (Discharge)</p>	 <p>#10 Slot for #4204S #4205S</p> <p><u>Pad/Tube</u>    <u>MIO</u> #8 ..... #8 ..... #8 Compressor (Discharge)</p>	<p>Fits into slot of: #4203S</p>  <p><u>Pad/Tube</u>    <u>MIO</u> #10 ..... #10 ..... #10 #10 ..... #10 ..... #12 Compressor (Suction)</p>

FITTINGS

# FITTINGS — PAD MANIFOLD

All required SEALING WASHERS and O'RINGS are supplied with fitting (unless noted). (Listed in ascending order by manufacturer)

## PACCAR - KENWORTH, PETERBILT (continued)



Photo Not Available

Photo Not Available



Pad/Tube    MIO  
**4206A** ..... #8.....#10  
 Aluminum  
 Compressor Manifold  
 (note: will replace 4203S and  
 4204S combined)

**4209S**  
 Pad Fitting - Suction  
 Sanden 4577 head  
 Sealing Washer Style

**4210S**  
 Pad Fitting - Discharge  
 Sanden 4577 head  
 Sealing Washer Style

**4589SM**  
 Accumulator Manifold  
 #12 Pad Fitting, fits #7408  
 (Peterbilt)

## PETERBILT with Reduced Diameter Hose Connections



Hose    Ftg.  
**4203A** ..... #8.....#8  
 Discharge Ftg. 45°

Hose    Ftg.  
**4203B** ..... #8.....#8  
 Discharge Ftg. 90° (short)

Hose    Ftg.  
**4203C** ..... #8.....#8  
 Discharge Ftg. 90° (long)

**PAD REPAIR FITTING**  
 90° Degree  
 #12 Beadlock (Reduced Dia.)  
 #12 Std. O'ring #0017  
Ftg.  
**4589SR** ..... #12  
 (Accumulator #7408)

## SLIMLINE YORK T/CCI COMPRESSOR - VARIOUS MODEL TRUCKS

(Must re-use O.E. Flanges)

CONVERTS O.E. SLIMLINE CONNECTION to  
 MALE INSERT O-RING TYPE  
 (uses #0128 sealing washer - supplied separately)



Adapter Fitting Kits (aluminum)  
 For complete listing see page 390.

**4320D**  
 Discharge #8 MIO  
 Head Port Adapter (steel)

**4320S**  
 Suction #10 MIO  
 Head Port Adapter (steel)

PART NO.	MIO Fittings
• 4316	#6 & #10 o-rings
• 4317	#6 & #10 stat seals
• 4318	#6 & #10 o-rings
• 4319	#6 & #10 o-rings

## VOLVO / MACK

PAD TUBE CONNECTIONS: #8 = 9/16"OD    #10 = 11/16"OD



Pad/Tube    MIO  
**4215S** ..... #8.....#6  
 Condenser (Liquid)

Pad/Tube    MIO  
**4216S** ..... #8.....#8  
 Condenser, Compressor  
 (Discharge) WV head

Pad/Tube    MIO  
**4217S** ..... #10.....#10  
 Compressor  
 (Suction) WV head

Pad/Tube    MIO  
**4218S** ..... #10.....#12  
 Compressor  
 (Suction) WV head

# “SPECIALTY” ADAPTER / MANIFOLD — FITTINGS

NOTE: Not supplied with o’rings or sealing washers.

APPLICATION	PART NO.	APPLICATION	PART NO.	APPLICATION	PART NO.
ADAPTER FITTING..... FORD VANS w/Diesel Aluminum	<b>4222</b>	MANIFOLD FITTING #6 MIO ..... #8 MIO .....	<b>4226S</b> <b>4227S</b>	ADAPTER FITTING..... SPRINTER 6 x 6 PADS Aluminum	<b>4300</b>
					
ADAPTER FITTING..... FORD Transit Rear A/C Block TXV adapter w/lip Aluminum	<b>4222T</b>	SPLICER ADAPTER BLOCK..... USED FOR AUX. A/C #10 MIO Aluminum	<b>4230</b>	SUCTION TUBE ..... SPRINTER 10 x 10 PADS Aluminum	<b>4301</b>
					
ADAPTER FITTING..... FORD F-SERIES AUX. A/C #10 MIO Aluminum	<b>4223</b>	SPLICER ADAPTER BLOCK..... GMC LOW SIDE TEE, AUX. A/C #10 MIO Aluminum	<b>4230L</b>	ADAPTER FITTING..... #10 MIO - Suction (#0015 o’ring) Aluminum	<b>4302</b>
					
MANIFOLD FITTING..... FORD F-SERIES AUX. A/C #6 MIO Aluminum	<b>4223R</b>	SPLICER ADAPTER BLOCK..... GMC LOW SIDE TEE, AUX. A/C #10 MIO Aluminum	<b>4230R</b>	ADAPTER FITTING..... #8 MIO (#0013 o’ring) Aluminum	<b>4302S</b>
					
COMPRESSOR MANIFOLD..... ADAPTER FITTING #8 x #10 Aluminum	<b>4225</b>	SPLICER ADAPTER BLOCK..... LIQUID #6 MIO Aluminum	<b>4230R-90</b>	ADAPTER FITTING..... #8 MIO x #8 PAD.....Disch (#0011 o’ring) Aluminum	<b>4303</b>
					
COMPRESSOR MANIFOLD..... BLOCK OFF o’rings #0011, #0013 Aluminum	<b>4225A</b>	BLOCK FITTING Discharge ..... Suction .....	<b>4225D</b> <b>4235S</b>	ADAPTER FITTING #6 MIO x #10 PAD...Suct (#0013 o’ring)..... #8 MIO x #8 PAD.....(#0013 o’ring)..... Aluminum	<b>4304</b> <b>4305</b> <b>4306</b>
					

FITTINGS

• NOTE: Photos show an alternate view. Only one (1) fitting supplied per part number.






(continued)

# FITTINGS — MANIFOLD / “SPECIALTY” ADAPTER

NOTE: Not supplied with o’rings or sealing washers.

(continued)

FITTINGS

APPLICATION	PART NO.	APPLICATION	PART NO.	APPLICATION	PART NO.
MANIFOLD FITTING..... <b>4308</b> LIQUID TEE PAD x #6 MIO Aluminum O’rings: #0131, #0011					
ADAPTER MANIFOLD FITTING..... <b>4309</b> FORD - Discharge PAD x #8 MIO Aluminum O’rings: #0131					
DISCHARGE TUBE..... <b>4310</b> FORD #8 MIO Aluminum					
DELPHI SP10 COMPRESSOR Discharge Manifold Ftg. #8..... <b>4311D</b> Suction Manifold Ftg. #10 ..... <b>4311S</b>					
STEP MANIFOLD FITTING ..... <b>5209</b> #8 x #10 Aluminum  Fits: #54440, #54261 (attaches w/#4249GK)					

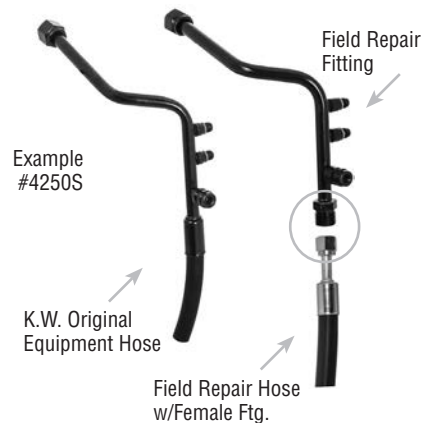
• NOTE: Photos show an alternate view. Only one (1) fitting supplied per part number.












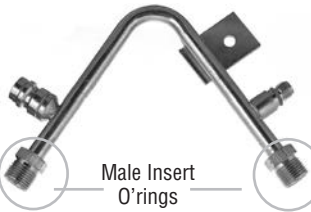
# FIELD REPAIR and HARDLINE — FITTINGS

Listed in ascending order by part number.

## Field Repair Fittings and Hardlines




The fittings and hardlines supplied are all designed as field-repair replacement items only. They do not have crimp-on shells attached. Instead, they have male insert o'ring ends. This allows the technician to couple a female o'ring fitting onto the end, which can then be crimped onto the hose. This also allows use of any type of hose (Goodyear standard or reduced, E-Z Clip, etc.) and any configuration of fitting (straight, 45°, 90°). See illustration.



 <p>FIELD REPAIR FITTING Liquid/Suction J-Block Pad/Tube #6 x #10 MIO Connections</p> <p style="text-align: right;"><u>MIO</u></p> <p><b>4208S</b> .....#6 x #10</p>	 <p>HARDLINE FITTING Charging Port..... 16MM M10 Port (2) (goes with #4203S)</p> <p style="text-align: center;"><u>Female</u>     <u>MIO</u></p> <p><b>4250S</b> ..... #8.....#8 PACCAR</p>	 <p>HARDLINE FITTING CONDENSER Charging Port..... 16MM M10 Port (2)</p> <p style="text-align: center;"><u>Female</u>     <u>MIO</u></p> <p><b>4252S</b> ..... #8.....#8 PACCAR</p>	 <p>HARDLINE FITTING LIQUID</p> <p style="text-align: center;"><u>Female</u>     <u>MIO</u></p> <p><b>4253S</b> ..... #6.....#6 PACCAR</p>
 <p>HARDLINE FITTING LIQUID</p> <p style="text-align: center;"><u>Female</u>     <u>MIO</u></p> <p><b>4254S</b> ..... #6.....#6 PACCAR</p>	 <p>HARDLINE FITTING CONDENSER</p> <p style="text-align: center;"><u>Female</u>     <u>MIO</u></p> <p><b>4255S</b> ..... #6.....#6 PACCAR</p>	 <p>FIELD REPAIR FITTING 80° Degree M10 Port (2) w/#6 MIO Connection</p> <p style="text-align: center;"><u>Male</u>     <u>MIO</u></p> <p><b>4382MP</b> ..... #6.....#6 PACCAR</p>	 <p>FIELD REPAIR FITTING 90° Degree Steel Long Drop w/#6 MIO Connection</p> <p style="text-align: right;"><u>Female</u></p> <p><b>4410ML</b> .....#6 PACCAR</p>
 <p>FIELD REPAIR FITTING STRAIGHT M10 Port (2) w/#8 MIO Connection</p> <p style="text-align: center;"><u>Female</u>     <u>MIO</u></p> <p><b>4515MP</b> ..... #8.....#8 PACCAR</p>	 <p>FIELD REPAIR FITTING 90° Degree Charging Port..... 16MM Switch Port ..... M10 w/#8 MIO Connection</p> <p style="text-align: center;"><u>Female</u>     <u>MIO</u></p> <p><b>4547M1</b> ..... #8.....#8 PACCAR</p>	 <p>FIELD REPAIR FITTING 90° Degree M10 Port (2) w/#8 MIO Connection</p> <p style="text-align: center;"><u>Female</u>     <u>MIO</u></p> <p><b>4547M2</b> ..... #8.....#8 PACCAR</p>	 <p>REPAIR FITTING SPLICER - w/Brkt - 80° Degree Charging Port..... 16MM Switch Port ..... M10</p> <p style="text-align: right;"><u>MIO</u></p> <p><b>4587SM</b> .....#6 FREIGHTLINER</p>

# FITTINGS — FIELD REPAIR and HARDLINE

Listed in ascending order by part number.

 <p>SPLICER - w/Brkt - 80° Degree Charging Port....16MM Switch Port .....M10 <u>Reduced Dia.</u> <b>4587SR</b> .....#6 (crimp) FREIGHTLINER</p>	 <p>Male Insert O'rings</p> <p>REPAIR FITTING SPLICER - STRAIGHT Charging Port..... 16MM Switch Port ..... M10 <u>MIO</u> <b>4588SM</b> .....#6 FREIGHTLINER</p>	 <p>SPLICER - STRAIGHT Charging Port....16MM Switch Port .....M10 <u>Reduced Dia.</u> <b>4588SR</b> .....#6 (crimp) FREIGHTLINER</p>	
--	---	--	--


# FIELD REPAIR / PAD TYPE DRIER — FITTINGS







## Pad Type Drier Field Repair Fittings

ALL FITTINGS ARE:

- Universal Standard Thread 5/16"
- #6 Male Insert O'ring Connections enables installer to attach field made hose assemblies.

Example:



APPLICATION	PART NO.	APPLICATION	PART NO.
J.DEERE .....#6 MIO..... fits drier #7420 (outlet side)	<b>4260S</b>	VOLVO OFFROAD .....#6MIO..... fits drier #7592 (inlet and outlet sides)	<b>4263S</b>
			
CATERPILLAR / KOMATSU .....#6 MIO..... CAT drier #7568 (outlet sides) Komatsu drier #7546	<b>4261S</b>	J.DEERE, CAT, KOMATSU .....#6 MIO..... J.Deere drier #7420 (inlet sides) Komatsu drier #7546 CAT drier #7568	<b>4264S</b>
			
CATERPILLAR .....#6 MIO..... fits drier #7547 (outlet side)	<b>4262S</b>	CATERPILLAR .....#6 MIO..... fits drier #7547 (inlet side)	<b>4265S</b>
			

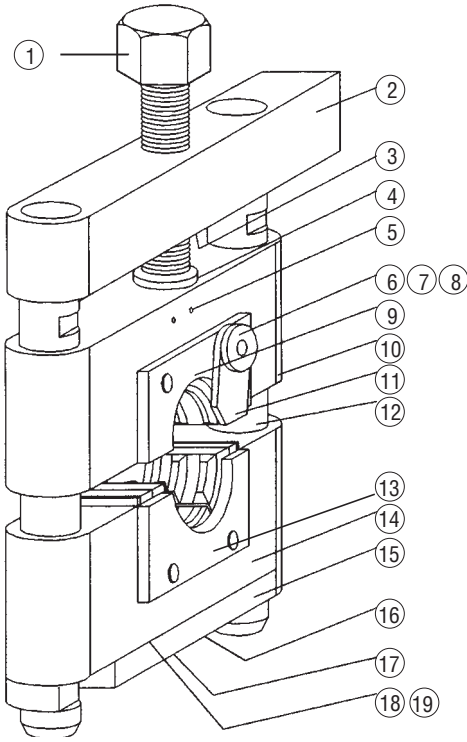
FITTINGS



# FITTINGS — CRIMPING TOOLS

FITTINGS

## Bubble Crimper Repair Parts List for Old Style 4844



Bubble Crimper Repair Parts List for Old Style 4844

Part#	Description
1	<b>4860</b> Actuator Screw
2	<b>4861</b> Actuator Bar
3	nss Rubber Bumper
4	nss Thrust Bushing
5	nss 3/16" x 1" Roll Pin
6	nss Locator Bushing
7	nss Curved Disc Spring
8	nss 1/4"-20 x 1" Button Screw
9	nss Die Guide Block Locator
10	nss Movable Die Holder
11	nss Locator Flag
12	nss Strain Rod
13	<b>4877</b> 1/4"-20 x 5/8" Button Head Screw
14	nss Removable Die Holder
15	nss Latch Plate
16	nss 3/16" x 1/2" Roll Pin
17	nss Lock Screw
18	nss Compression Spring
19	<b>4876</b> 7/16" Ball Bearing

nss = not sold separately

## Beadlock Crimping Tool - New Style



### 4844A Complete Kit For Air Impact Operation

- Designed Specifically for Use With Beadlock Fittings
- Portable, Hand Operation
- OE Style Triple Bubble Crimp
- Heavy Duty Construction For Use With Air Impact Wrench
- Color Coded, Urethane Encased Dies
- Easy Changeover From Size to Size
- Crimps 2 Braid Rubber Or Nylon Barrier Hose
- Standard Die Sizes - #6, #8, #10, #12
- Reduced Die Sizes - #6, #8, #10, #12
- Capable of Crimping Under-Hood Applications
- Light Weight For Easy Handling
- Unit Can Be Bench Mounted
- Shipped in Custom Carrying Case

## Bubble Crimper Die Parts



**NOT INTERCHANGEABLE  
WITH OLD STYLE CRIMPER.**

### 4844A NEW Style Crimp Dies (set of 2)

Die Size	ID Stamp	Part No.
#6	6-8R 655	<b>4840A</b>
#6R	6R 556	<b>4828A</b>
#8	8 830	<b>4841A</b>
#8R	6-8R 655	<b>4840A</b>
#10R	10R 742	<b>4829A</b>
#12	12 1015	<b>4843A</b>
#12R	10-12R 897	<b>4842A</b>

## Bubble Crimper Die Carriers for Old and New Style Crimpers



### Rubber Die Carriers (set 2)

Die Size	Color	Stamp	Part No.
#6	Black	fits both	<b>4836</b>
#6R	Brown	fits old only	-
#6R	Red	fits new only	-
#8	Blue	fits both	<b>4837</b>
#8R	Purple	fits old only	-
#8R	Black	fits new only	<b>4836</b>
#10	Green	fits both	<b>4838</b>
#10R	Almond	fits both	-
#12	Clear	fits both	<b>4839</b>
#12R	Green	fits old only	-
#12R	Green	fits new only	<b>4838</b>

## Bubble Crimp Tool Accessories



**4851**  
**Model 4844 Crimper (older style)**  
**Equipped with 4846 Hydraulic**  
 10,000 PSIG hydraulic cylinder and female quick disconnect (die set not included).



**4883**  
**Model 4851 Crimper**  
 with an air/hydraulic pump controlled by a foot switch. Includes dies for standard barrier hose.  
*Special order only.*

## Hydra-Krimp Bead Crimping Systems



### REPLACEMENT CRIMP DIES

	Standard	Die Carrier	Reduced Diameter	Die Carrier
#6	<b>4986</b>	<b>4986C</b> purple	<b>4990</b>	<b>4990C</b> black
#8	<b>4987</b>	<b>4987C</b> red	<b>4986</b> (uses standard #6 die)	
#10	<b>4988</b>	<b>4988C</b> yellow	<b>4991</b>	<b>4991C</b> orange
#12	<b>4989</b>	<b>4989C</b> green	<b>4992</b>	<b>4992C</b> blue

Set of 2 per box

Set of 2 per box

### 4985

The "Hydra-Krimp" makes crimping barbed and beaded fittings easy. The lightweight hand-held hydraulic press is very portable and ideal for shop and field applications. The kit comes with a complete set of dies covering hose sizes #6, #8, #10, #12 and reduced barrier #6, #8, #10, #12. The dies snap quickly into the press fixture requiring no pins or screws. A custom molded case is included in the kit.

## Mastercool Manual Style A/C Hose Crimper



### 4996

### MASTERCOOL'S NEW MANUAL STYLE A/C HOSE CRIMPER KIT.

Dies snap quickly into place requiring no pins or screws. The unit can be easily mounted to a bench using the holding fixture or held securely in a vice. This kit comes with a complete set of dies covering standard hose sizes #6, #8, #10, #12. *\* Reduced Dies Available. Must Be Ordered Separately.*

### REPLACEMENT CRIMP DIES

	Standard	*Reduced Diameter
#6	<b>4986</b>	<b>4990</b>
#8	<b>4987</b>	<b>4986</b> (uses standard #6 die)
#10	<b>4988</b>	<b>4991</b>
#12	<b>4989</b>	<b>4992</b>

Set of 2 per box

